

The METRO Splash Pass app is the mobile ticketing application for public transit services in Santa Cruz, enabling you to purchase and display tickets on your smartphone anywhere, anytime.

You can download the free app from the App Store or Google Play and purchase tickets to use on the day of travel, or store them in the secure mobile wallet for future use.

Tickets are purchased using a credit or debit card, or via digital wallets such as Apple Pay.

When boarding the bus select the ticket you want to use, activate the ticket and show it to the driver.

We hope you enjoy using this new service from Santa Cruz METRO.

Visit scmtd.com/apps for more information.



This cash-free and contactless mobile ticketing solution allows Santa Cruz METRO riders to purchase fares and display tickets on their smartphone devices anywhere, anytime.

The METRO Splash Pass can be downloaded from Google Play and the Apple App Store. Riders have the option of purchasing Local and Highway 17 Express tickets including full or discounted options.

1-Ride, 15-Ride, 1-Day, 3-Day, 7-Day and 31-Day passes are available using debit or credit card or via digital payment services such as Apple Pay.

Once purchased, riders simply activate their tickets on their phones and present them to the driver when boarding for visual validation.

For use in Santa Cruz County and the Highway 17 Express to the San Jose Diridon Station.


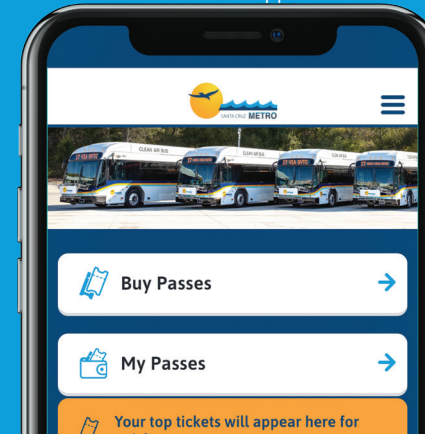
Download the METRO Splash Pass today!

Buy your ticket anywhere, anytime.

Download the new METRO Splash Pass app now



scmtd.com/apps



scmtd.com/connect

Schedule By Stop

View today's schedule via web or text message.

Subscribe to Route Alerts

Choose email or text alerts, or both!



Customer Service
920 Pacific Avenue
Santa Cruz, CA 95060
(831) 425-8600
Daily 8am-5pm

Administrative Offices
110 Vernon Street
Santa Cruz, CA 95060
(831) 426-6080
Mon-Fri 8am-5pm

Accessible Services Coordinator
(831) 423-3868

METRO ParaCruz
2880 Research Park Dr.
Suite 160
Soquel, CA 95073
(831) 425-4664
Daily 8am-5pm

scmtd.com

SPLASH PASS GUIDE

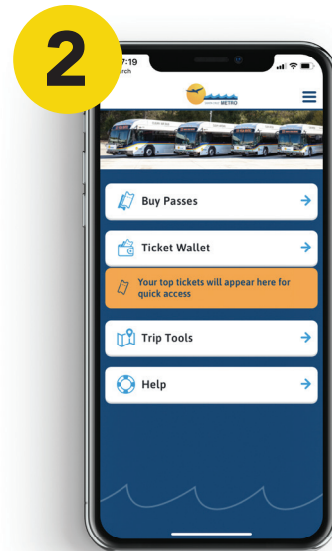
Buy your ticket anywhere, anytime.

Contactless, Safe, and Convenient

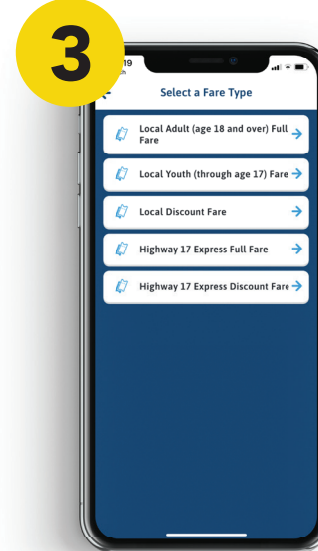
Step-by-Step User Guide



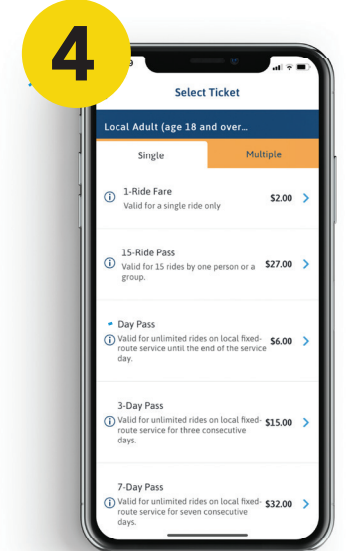
Download the METRO Splash Pass from the App Store (for Apple iPhone) or Google Play (for Android). Once the app has downloaded open it up.



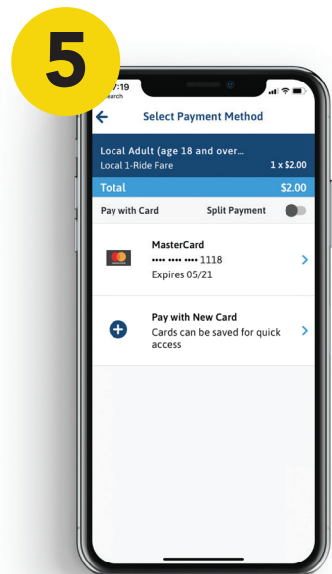
Select "Buy Passes" to purchase a ticket or "Ticket Wallet" if you have already bought a ticket and want to use it.



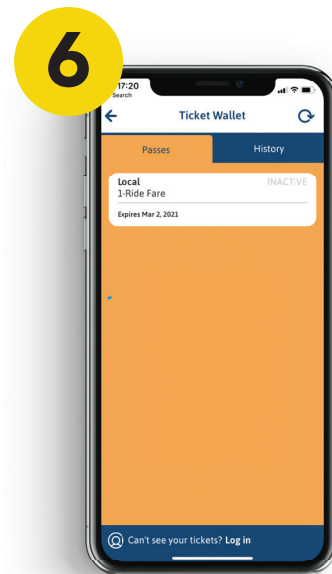
Select the Fare Type (Local, Highway 17 Express, Discount). Discount fares require proof of eligibility.



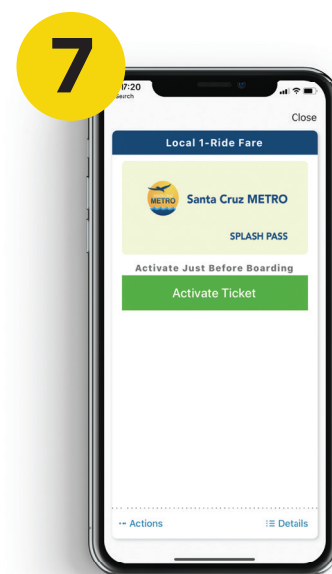
Select the ticket or pass (1-Ride, Day Pass, 15-Ride, 31-Day Pass) then accept the terms and conditions.



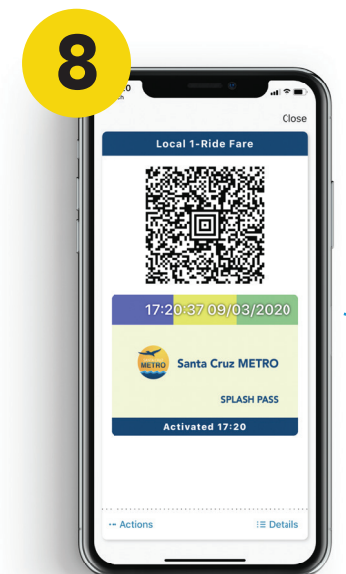
Choose the payment method you prefer either by entering credit or debit card information, which you can store on the app to make repurchase faster, or via a digital wallet such as Apple Pay or Masterpass.



Once purchase is complete tickets can be found in the "Ticket Wallet". Select the ticket when you are getting ready to board.



Select "Activate Ticket" just before boarding to make your ticket active. Tickets are active for 30 minutes on local routes and 90 minutes on the Hwy-17 Express before expiring.



When boarding, show your ticket to the driver. They will visually inspect the validity of the ticket.